



SILENCE^o

URBAN ECOMOBILITY

**Join the two-wheel
rEVolution**



Contents

Your Silence

S01 Connected

S01 Urban

S02 Urban

Accessories

Energy

Power Battery Pack

About us

Silence worldwide

Benefits



Your Silence

S01 Connected

S01 Urban

S02 Urban

Accessories

S01 CONNECTED

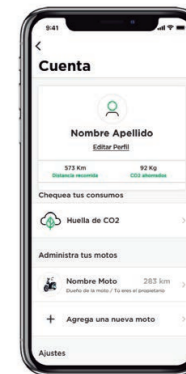

Fully Electric. Simple, clean and smart. The Silence S01 Connected is "The Commuter". Equivalent to a 125cc scooter or motorbike and created for the urban eco-cool. Zippy performance, exceptional carry-on space and app connected. Ride up to 62mph and travel 85 miles on one full charge.



Features

- > 125cc equivalent
- > Available in white, green and black
- > Silence App connected
- > Trolley-style removable battery pack
- > Charge in any UK standard 240V socket
- > Running costs of around £0.01 per mile
- > 3 driving modes and reverse gear
- > Maximum speed 62mph
- > 0-30 in 3.9 seconds
- > Up to 85 mile range (WMTC)
- > Under seat storage
- > LED lighting
- > USB Port

Silence App
**Silence
Connected**



**5.6 kWh
Battery
62mph
85 mile
range**



Features S01 Connected

The **S01 Connected** e-moto scooter has three driving modes, reverse gear and regenerative braking.



Driving modes

Eco

In **Eco** mode, the scooter's speed is limited to **43mph**. This allows you to save money and relax more as you drive.

City

The S01 Connected is designed for getting around the **City**, with the speed limited to **53mph**, giving the vehicle a good performance level and more balanced power consumption.


Eco City Sport



The driving modes are selected using the MODE button.

Sport

In **Sport** mode, you can drive at speeds of up to **62mph**, providing increased power and speed in specific cases and more regenerative braking.



CBS and Regenerative brake

The S01 Connected is equipped with a combined braking system (CBS): the one on the left applies the brakes on both wheels while the one on the right applies the brake on the front wheel and engages the regenerative brake, which assists braking and also recharges the battery.



Reverse gear

Silence scooters are the only ones to feature a reverse gear, offering full manoeuvrability. This is activated by pressing the green button on the left handlebar. Once you've tried it, it becomes an essential driving mode.




Technical specifications S01 Connected

Class	L3e
Passengers	2
0 - 30mph	3.9 seconds
Limited speed / Range	62mph / 85 miles
Charging time, 0-100%	6-8 hours
Battery	Lithium-Ion, 5.6kWh
Battery weight	40kg
Weight without batteries	111 kg
Wheels (front and rear)	120/70 -15 / 140/70 -14
Brakes (front and rear)	Disc ø260 mm / ø240 mm
Brake system	CBS combined
Suspension	Hydraulic damping
Dimensions	2,000 L 705 H 1,313 W (mm)
Wheelbase	1,450 mm
Max authorised weight	320 kg
Motor	Integrated hub motor, brushless, 7 kW (9 kW Peak Power)
Lighting	LED / daytime running lights
Features	Regenerative braking, reverse gear, central stand and side stands
BMS (Battery Management System)	Counter System: Manage the cells' voltage, the number of battery charges and discharges and the temperature
Charger	600 W On-board / Off-board (UK 3-pin connection)
Heater	Battery pack with 55 W heater (while charging)
Lighting	LED lights / daytime running lights / built-in indicators
LCD display	Speed, SoC (State of Charge), remaining range, temperature, time, 2x trip recorders, partial miles
Driving modes	City, Sport, ECO
Connectivity	On board unit (OBU) with SIM connected to the "Silence Connected" APP
Warranty	Vehicle 2 years / Battery 3 Years
Roadside assistance	2 years, AA

S01 CONNECTED

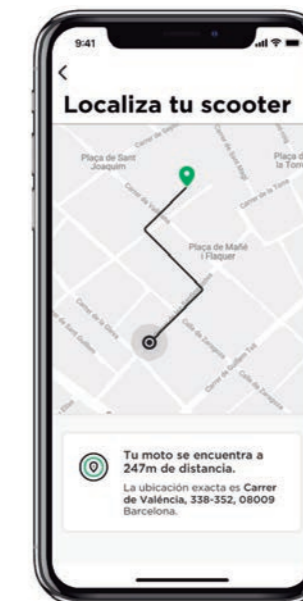
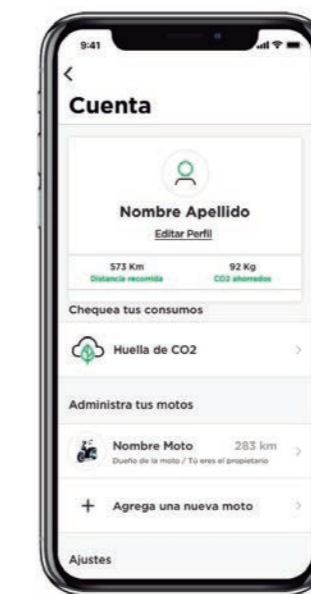
The first smart e-moto scooter connected via Sim-app as standard



The **S01 Connected** e-moto scooter comes already connected to the Silence Connected APP.

Everything you need to know about the **Silence Connected** APP:

- > Geolocation of the scooter
- > State of the vehicle and battery charge percentage
- > Remote starting of the scooter
- > Remote opening of the seat
- > Route creation
- > Historical usage charts
- > CO2 emission reduction statistics



Silence App
Silence Connected



Download the Silence Connected App
Available on Google Play
and the App Store.



S01

URBAN

Fully Electric. Simple, clean and smart. The Silence S01 Urban is “The City Dweller”. Created specifically for riders who live and work in the city, this new model takes all the style of S01 into a more cost-effective package. Ride up to 52mph and travel 62 miles on one full charge.



Features

- > 125cc equivalent
- > Available in white
- > Trolley-style removable battery pack
- > Charge in any UK standard 240V socket
- > Running costs of around £0.01 per mile
- > 2 driving modes and reverse gear
- > Maximum speed 52mph
- > 0-30 in 5.9 seconds
- > Up to 62 mile range (WMTC)
- > Under seat storage
- > LED lighting
- > USB Port



4.1 kWh
Battery
52mph
62 mile
range

Features S01 Urban

The **S01 Urban** e-moto scooter has thwo driving modes, reverse gear and regenerative braking.

CBS and Regenerative brake

The S01 Urban is equipped with a combined braking system (CBS): the one on the left applies the brakes on both wheels while the one on the right applies the brake on the front wheel and engages the regenerative brake, which assists braking and also recharges the battery.

Reverse gear

Silence scooters are the only ones to feature a reverse gear, offering full manoeuvrability. This is activated by pressing the green button on the left handlebar. Once you've tried it, it becomes an essential driving mode.

Driving modes

Eco

In **Eco** mode, the scooter's speed is limited to **43mph**. This allows you to save money and relax more as you drive.


City

The S01 Connected is designed for getting around the **City**, with the speed limited to **53mph**, giving the vehicle a good performance level and more balanced power consumption.

Eco City



The driving modes are selected using the MODE button.



Technical specifications S01 Urban

Class rating	L3e
Passengers	2
0 - 30mph	5.9 seconds
Limited speed / Range	52mph / 62 miles
Charging time, 0-100%	5-7 hours
Battery	Lithium-Ion, 4.1 kWh
Battery weight	40 kg
Weight without batteries	111 kg
Wheels (front and rear)	120-70-15 / 140-70-14
Brakes (front and rear)	Disc 260 mm / 240 mm
Brake system	CBS
Suspension	Hydraulic damping
Dimensions	2,000 L 705 H 1,313 W (mm)
Wheelbase	1,450 mm
Max authorised weight	320 kg
Motor	Integrated hub motor, brushless, 5 kW
Lighting	LED / daytime running lights
Features	Regenerative braking, reverse gear, central stand and side stands
BMS (Battery Management System)	Counter System: Manage the cells' voltage, the number of battery charges and discharges and the temperature
Charger	600 W On-board / Off-board (UK 3-pin connection)
Heater	Battery pack with 55 W heater (while charging)
Lighting	LED, daytime running, integrated turn signals
LCD display	Speed, SoC (State of Charge), remaining range, temperature, time, 2x trip recorders, partial miles
Driving modes	City, ECO
USB	Dual-input USB charger
Warranty	Vehicle 2 years / Battery 3 Years
Roadside assistance	2 years, AA

S02

URBAN

The S02 Urban “City Dweller” is our starter model. Agile, light, and economical. The all-electric answer to the moped sitting nicely in the popular 50cc band for younger riders, those who never need to go above 30mph and the more budget conscious.



Features

- > 50cc equivalent
- > Available in white, green or grey
- > Trolley-style removable battery pack
- > Charge in any UK standard 240V socket
- > Running costs of around £0.01 per mile
- > 2 driving modes and reverse gear
- > Maximum speed 30mph
- > Up to 35 mile range (WMTC)
- > LED lighting
- > USB Port

2.0 kWh
Battery
30mph
35 mile
range



Features S02 Urban

The **S02 Urban** e-moto scooter has two driving modes, reverse gear and regenerative braking.

CBS and Regenerative brake

The S02 Urban is equipped with a combined braking system (CBS): the one on the left applies the brakes on both wheels while the one on the right applies the brake on the front wheel and engages the regenerative brake, which assists braking and also recharges the battery.

Reverse gear

Silence scooters are the only ones to feature a reverse gear, offering full manoeuvrability. This is activated by pressing the green button on the left handlebar. Once you've tried it, it becomes an essential driving mode.

Driving modes

Eco

In **Eco** mode, the scooter's speed is limited to **20mph**. This allows you to save money and relax more as you drive.

City

The S02 Urban is designed for getting around the **City**, with the speed limited to **30mph**, giving the vehicle a good performance level and more balanced power consumption.

Eco City



The driving modes are selected using the MODE button.



Technical specifications S02 Urban

Class rating	L1e
Passengers	2 (depending on configuration)
Limited speed / Range	30mph / 35 miles
Charging time, 0-100%	3-4 hours
Battery	Lithium-Ion, 2.0kWh
Battery weight	27 kg
Weight without batteries	89 kg
Wheels (front and rear)	120-70-13 / 120-80-12
Brakes (front and rear)	Disc 220 mm / 240 mm
Brake system	CBS
Suspension	Hydraulic damping
Dimensions	1,960 L 800 H 1,080 W (mm)
Wheelbase	1,440 mm
Max authorised weight	282 kg
Motor	Integrated hub motor, brushless, 1.5 kW
Lighting	LED / daytime running lights
Features	Regenerative braking, reverse gear, central stand and side stands
BMS (Battery Management System)	Counter System: Manage the cells' voltage, the number of battery charges and discharges and the temperature
Charger	600 W On-board / Off-board (UK 3-pin connection)
Heater	Battery pack with 55 W heater (while charging)
Lighting	LED, daytime running, integrated turn signals
LCD display	Speed, SoC (State of Charge), remaining range, temperature, time, 2x trip recorders, partial miles
Driving modes	City, ECO
USB	Dual-input USB charger
Warranty	Vehicle 2 years / Battery 3 Years
Roadside assistance	2 years, AA



Accessories

Silence have designed and developed a range of practical and stylish accessories for use across the product range.



Jet Helmet
(White)



Jet Helmet
(Black)



Screen S01



Rear Box Silence 47L
(Space for 2 helmets)



Handle with support
(For rear box Silence 47L)



Anti-theft
for handlebar



Low seat



Second seat
passenger



Smartphone dock



In front bag

Silence continuously develops its range of accessories and reserves the rights to modify items without prior notice.



Energy

Power Battery Pack



be
Power
battery
pack

Energy

be

Silence, with its production plant in Barcelona, is currently the only manufacturer of electric vehicles in Europe that designs and manufactures its own batteries providing maximum guarantees.

Each Battery Pack goes through a rigorous process of development and manufacturing: electronics, BMS, assembly and test cycle, to ensure correct operation.

Recent research results with real-world fleet customers show that Silence batteries retained over 97% of capacity after 3 years of continuous use covering more than 25,000 miles.

Range Km Battery Pack usability			
S01 Connected	L3e (scooter) 62mph	WMTC- approved	5.6 kWh
			85 miles
S01 Urban	L3e (scooter) 52mph	WMTC- approved	4.1 kWh
			62 miles
S02 Urban	L1e (scooter) 30mph	Urban	2.0 kWh
			35 miles

Fast & easy removal system


The Silence Battery Pack's trolley-style **Fast & Easy** removal system is **patented in Europe - no. 2848456** - and is unique and inimitable. The handiest and easiest solution for removing and transporting the battery to any power point.

-  Open the seat using the APP, the key or squeezing both brake levers at the same time
-  Pull the lever
-  Remove the Power Battery Pack (PBP) with the handle folded in by pulling it out.
-  Transport the PBP
-  Connect the battery to any socket
-  Once charged, unplug it
-  Transport and insert the PBP into the scooter
-  Make sure the battery is properly secured

Power Battery Pack

Mobile charging

Charge whilst in the scooter or simply 'click-and-go' to a plug of your choice.





About us

Silence worldwide

Benefits

The sound of Silence

Silence was established in Barcelona in 2012 and has grown to become the biggest specialist electric vehicle producer in Europe. More than 21,000 e-moto scooters have been sold since the first model was launched in 2015. There are currently 70 sales outlets in the region with the plan to add another 100 during 2021.

Silence UK was launched in January 2021 with its Headquarters and first flagship store based in Solihull, West Midlands. More UK flagship stores will follow with a London hub expected to open its doors before the end the year.



Silence flagship store Barcelona



Silence UK

Marlow House
310 Haslucks Green Road
Solihull
West Midlands
B90 2NE

hello@silenceuk.com
www.silenceuk.com



Benefits of Silence electric vehicles

Eco-friendly

- 100% electric
- Zero CO2 emissions
- LED lights

Range

- Choice of four models
- Two battery capacities
- Up to 91 miles of range*

Power

- Max speed of up to 62mph*
- 0-30 miles in 3.9 seconds*
- Large load capacity

Saving

- Less than 1p per mile to run
- Zero vehicle tax
- 80% reduction in running costs vs. petrol
- 30% savings in maintenance costs

Safety

- Great stability and manoeuvrability
- Stress free – no vibrations
- Reverse gear
- Removable trolley-style battery
- Powerful error monitoring system

Silence

- Clean
- Connected
- Fun

*Depending on model



Silence Urban Ecomobility

We make hundreds of decisions every day.

Some of them only effect us, but some have a much wider impact.

They are decisions that we sometimes take on impulse.

The ones where you listen to your heart, not only your head.

When your heart tells you that you've got it right, that something is good, it's worthwhile and it leads you somewhere unexpected. To start something new.

Would you like to make cities a better place with Silence?

Join the two-wheel rEvolution

Silence UK

Marlow House
310 Haslucks Green Road
Solihull
West Midlands
B90 2NE

www.silenceuk.com | hello@silenceuk.com



SILENCE
URBAN ECOMOBILITY